


L@ngley Link Quick Reference Guide

Langley Link is the free online banking service of Langley Federal Credit Union. It incorporates the enhanced security features required of financial institutions today. We call the enhanced security "Safe2Connect".

Safe2Connect is data you create to control access to your account. Once you configure your Safe2Connect settings, access to your account through Langley Link is safer. You can change your Safe2Connect settings at any time, but when you first access Langley Link you must go through the Safe2Connect setup process. You only have to do this once... ever.

1) From our homepage, www.langleyfcu.org, click the "Personal Login" button.



2) For first-time users who have just received their password, select the link labeled "If you haven't configured your Safe2Connect setting, [click here](#)". **If you have already configured your Safe2Connect settings skip to #8.**


L@ngley Link Login

If you haven't configured your Safe2Connect settings, [click here](#).

Enter your Member Number. Click "Next".

Member Number

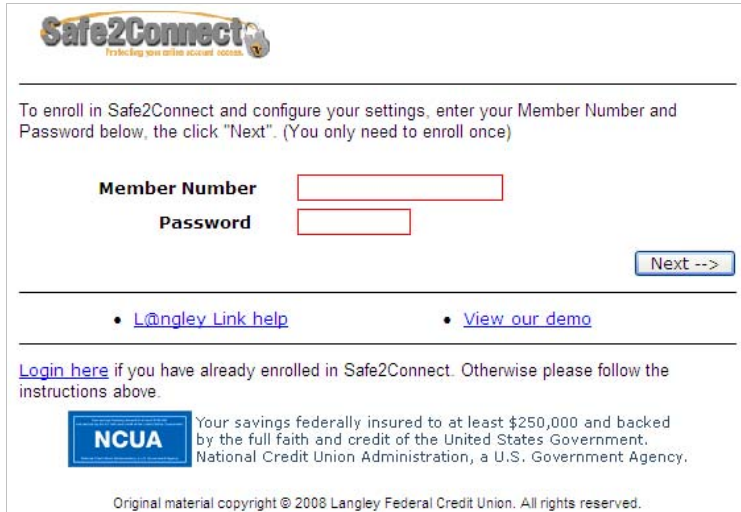
• [L@ngley Link help](#) • [View our demo](#)

 Your savings federally insured to at least \$250,000 and backed by the full faith and credit of the United States Government. National Credit Union Administration, a U.S. Government Agency.

Original material copyright © 2008 Langley Federal Credit Union. All rights reserved.

L@ngley Link Quick Reference Guide

3) After entering your member number and password, click "Next"



Safe2Connect
Protecting your online account access.

To enroll in Safe2Connect and configure your settings, enter your Member Number and Password below, then click "Next". (You only need to enroll once)

Member Number

Password

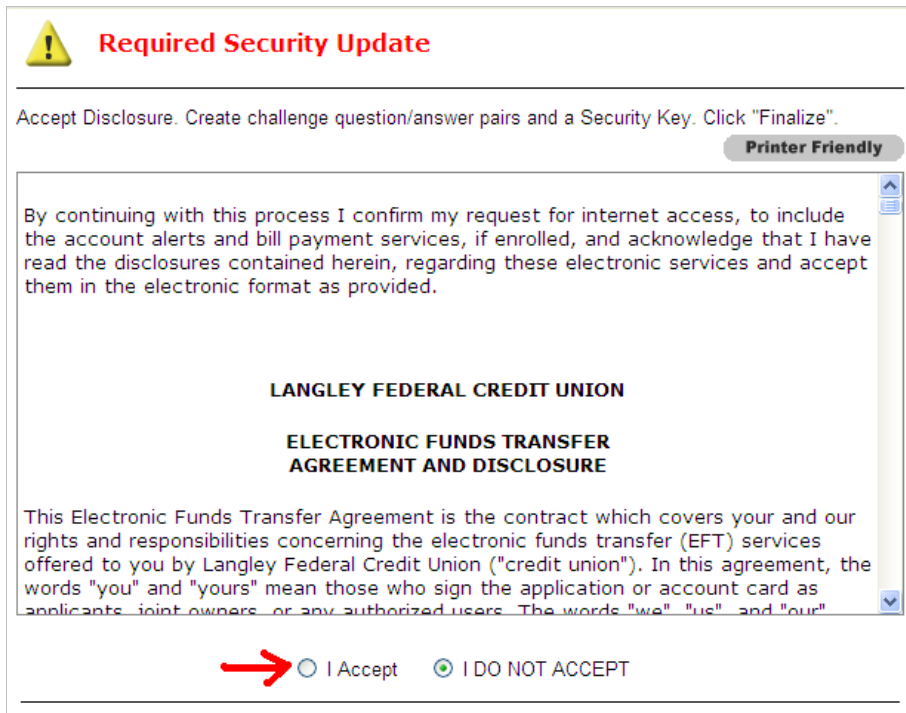
• [L@ngley Link help](#) • [View our demo](#)

[Login here](#) if you have already enrolled in Safe2Connect. Otherwise please follow the instructions above.

NCUA Your savings federally insured to at least \$250,000 and backed by the full faith and credit of the United States Government, National Credit Union Administration, a U.S. Government Agency.

Original material copyright © 2008 Langley Federal Credit Union. All rights reserved.

4) On the following page, read and accept the Disclosure.



! Required Security Update

Accept Disclosure. Create challenge question/answer pairs and a Security Key. Click "Finalize".

Printer Friendly

By continuing with this process I confirm my request for internet access, to include the account alerts and bill payment services, if enrolled, and acknowledge that I have read the disclosures contained herein, regarding these electronic services and accept them in the electronic format as provided.

LANGLEY FEDERAL CREDIT UNION

ELECTRONIC FUNDS TRANSFER AGREEMENT AND DISCLOSURE

This Electronic Funds Transfer Agreement is the contract which covers your and our rights and responsibilities concerning the electronic funds transfer (EFT) services offered to you by Langley Federal Credit Union ("credit union"). In this agreement, the words "you" and "yours" mean those who sign the application or account card as applicants, joint owners, or any authorized users. The words "we", "us", and "our"

I Accept I DO NOT ACCEPT

5) Now it's time to configure your Safe2Connect settings. Configuring Safe2Connect is a simple process during which you choose three challenge questions and create answers to each question. You can also manage your email address and change your personal Security Key on the same page, but first let's handle the challenge questions.

L@ngley Link Quick Reference Guide

You can make up your own question or use one of the predefined selections. You can't use the same question or answer more than once, and each question and answer must contain at least four characters.

Note. While challenge answers are not case-sensitive, they are exact. If the given answer is "St. John", it can be answered as "st. john" but it cannot be entered as "Saint John" or "st john" (without the period).

Your answer must match any spaces, periods, hyphens, or other characters that you may have used when you created the challenge answer.

Remember, your password is your primary protection against intruders, and should be a strong password. Safe2Connect adds geographic security to your login, allowing you some control over which computers may be used to login to your account. You may want to "register" computers you use regularly (see below) in which case you will not be prompted with a challenge question.

In short, keep your Security Questions and Answers simple and easy to remember. Make your password hard to guess.

Security Question 1
Create your own question:
or use one of ours:
Answer to Question 1:

Security Question 2
Create your own question:
or use one of ours:
Answer to Question 2:

Security Question 3
Create your own question:
or use one of ours:
Answer to Question 3:

Finally, create your Security Key – any word or phrase that is recognizable to you. The Security Key is a tool to let you know you are on the real Langley Link website, and not one trying to impersonate Langley Link for the purpose of stealing your personal information. **DO NOT USE YOUR PASSWORD AS YOUR SECURITY KEY.** Although the email address is optional, we recommend it. When you're finished, click the "Finalize" button.

Security Key [what is this?](#)
Email Address (optional)
 ←

6) Next, you may be asked to reset your password, if the one you currently have is temporary. Langley Link passwords must be between 6 and 10 characters and they are case-sensitive.


L@ngley Link Quick Reference Guide

For security purposes, please change your Password to continue.

Your New Password must be at least 6 and no more than 10 characters in length.

New Password


Confirm New Password

 Your savings federally insured to at least \$250,000 and backed by the full faith and credit of the United States Government. National Credit Union Administration, a U.S. Government Agency.

Original material copyright © 2008 Langley Federal Credit Union. All rights reserved.

7) Once your password has been changed, use the “Click here to access Internet Banking” link on the next page to access your account.

You have successfully changed your Password.
[Click here to access Internet Banking.](#)

 Your savings federally insured to at least \$250,000 and backed by the full faith and credit of the United States Government. National Credit Union Administration, a U.S. Government Agency.


Original material copyright © 2008 Langley Federal Credit Union. All rights reserved.

8) You will now perform the steps you’ll routinely use to login to Langley Link on a regular basis. Remember, the configuration of your Safe2Connect settings is something you only have to do once. The next steps are the ones you’ll do every day. To login to your account, enter your Member Number, and click “Next”.

Enter your Member Number. Click "Next".

Member Number

• [L@ngley Link help](#) • [View our demo](#)

 Your savings federally insured to at least \$250,000 and backed by the full faith and credit of the United States Government. National Credit Union Administration, a U.S. Government Agency.

Original material copyright © 2008 Langley Federal Credit Union. All rights reserved.

9) The second step is to answer one of the three challenge questions you created. The system selects one randomly. Type in your answer, then click the “Next” button.

L@ngley Link Quick Reference Guide

L@ngley Link Login


Verify Member Number :
If this is not your Member Number, [click here](#) to try again.

Enter the answer to your selected challenge question. Click "Next".

Your Question
If this question is not one of your questions or you forgot your answers, please contact us for assistance.

Your Answer

• [L@ngley Link help](#) • [View our demo](#)

 Your savings federally insured to at least \$250,000 and backed by the full faith and credit of the United States Government. National Credit Union Administration, a U.S. Government Agency.

Original material copyright © 2008 Langley Federal Credit Union. All rights reserved.

10) The third and final step is to enter your password. Before entering your password, make sure that the Security Key shown on the page is the one you typed in when you configured your Safe2Connect settings..

L@ngley Link Login

Verify your Security Key image.

Security Key  [what is this?](#)

Enter your Password and click "Login".

Password

Remember this computer [what is this?](#)
(requires cookies be enabled)

Do not remember this computer,
this is a public computer.

• [L@ngley Link help](#) • [View our demo](#)

 Your savings federally insured to at least \$250,000 and backed by the full faith and credit of the United States Government. National Credit Union Administration, a U.S. Government Agency.

Original material copyright © 2008 Langley Federal Credit Union. All rights reserved.

L@ngley Link Quick Reference Guide

In the picture above, notice the option to “Remember this computer”. “Remembering” simply places a cookie – a token of data – on your computer. We say the computer is “registered”. When you login from a registered computer, Safe2Connect should detect your cookie, and skip the challenge question. On that computer, you can login by providing only your Member Number and password.

The Safe2Connect cookie is encrypted, but otherwise is like any other cookie on your computer and is handled the same way by your system. So, if you have a program that “cleans” cookies, your program could delete the Safe2Connect cookie, in which case you will have to provide a challenge answer at your next login.

Never register a public computer.

You may change the registration status of your computer, your challenge answers, your Security Key, and password at any time. If you forget your login information, visit a branch or call the Contact Center.

If you have any questions please contact us at langleylink@langelyfcu.org